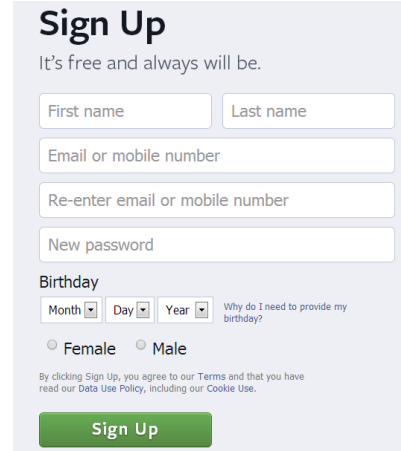


Classroom Facebook Page

1. Create a bogus Facebook profile using your classroom page name and school email address and an acceptable birthdate.



Sign Up
It's free and always will be.

First name Last name

Email or mobile number

Re-enter email or mobile number

New password

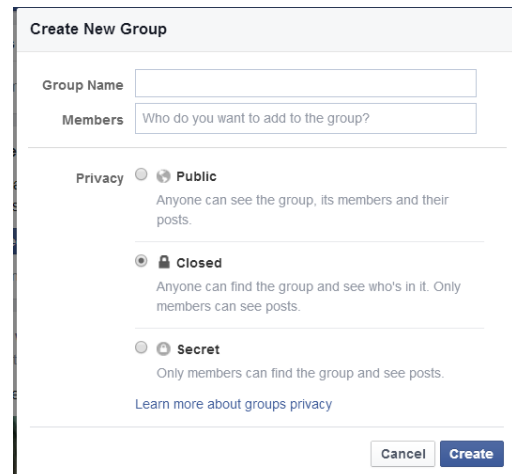
Birthday
Month Day Year Why do I need to provide my birthday?

Female Male

By clicking Sign Up, you agree to our Terms and that you have read our Data Use Policy, including our Cookie Use.

Sign Up

2. Using your existing personal Facebook account... create a **group**.



Create New Group

Group Name

Members

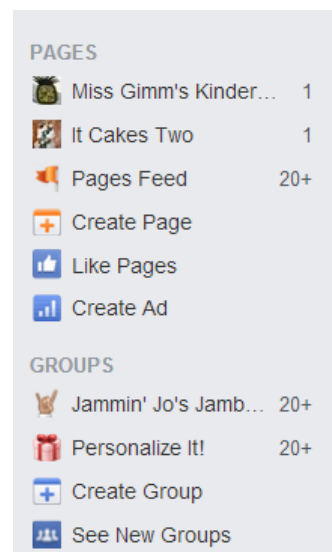
Privacy Public
Anyone can see the group, its members and their posts.

Closed
Anyone can find the group and see who's in it. Only members can see posts.







Secret
Only members can find the group and see posts.

[Learn more about groups privacy](#)





3. Using your existing personal Facebook account... create a **page**. Get the "Pages Manager for Facebook" app from the app store to post without logging into Facebook.



PAGES

-  Miss Gimm's Kinder... 1
-  It Cakes Two 1
-  Pages Feed 20+
-  Create Page
-  Like Pages
-  Create Ad

GROUPS

-  Jammin' Jo's Jamb... 20+
-  Personalize It! 20+
-  Create Group
-  See New Groups